

NUUSBRIEF

BRANDPUNT

Uitgawe 20 JUNIE 2022



WENNERS van MEI se kamera fotos

Facebook - Brandpunt Fotoklub
www.brandpuntfotoklub.co.za



PETER THOMAS - SENIOR - TEMA - Jaagduiwel

WENNERS van MEI se kamera fotos



DIANE GONCALVES - SENIOR - OPE - Venice Pano

WENNERS van MEI se kamera fotos



JUDY JOUBERT - JUNIOR - OPE TEMA - Meriete

WENNERS van MEI se kamera fotos



JUDY JOUBERT - JUNIOR - TEMA - Out

WENNERS van MEI se SELFOON fotos



HANNES BRONKHORST- OPE - Kenmo Lake

WENNERS van MEI se SELFOON fotos





DIANE GONCALVES - TEMA - Bankie met 'n uitsig Katberg golf estate

SALONNE

2022 - 06 - 04 VEREENIGING PHOTOGRAPHIC SOCIETY
2022 - 06 - 11 SOUTHERN SUBURBS
2022 - 06 - 18 NATIONAL UP AND COMING
2022 - 06 - 25 SANPARKS HONOURY RANGERS BOLAND
2022 - 07 - 02 WITZENBERG

2023

2022 - 07 - 16 KOSMOS
2022 - 07 - 30 BLOEMFONTEIN
2022 - 08 - 13 PRETORIA



KLUB VERGADERINGS 2022 - NOU OP DINSDAE

14 JUNIE OP ZOOM - 19H00 - TEMA - MONOCHROME

KAMERAFOTOS (4)

Naskrif.....SLUITINGSDATUM **12 JUNIE 23h59!!!!!!**

28 JUNIE OP ZOOM - 19H00 - TEMA - VERVOER

SELFOONFOTOS (3)

Naskrif.....SLUITINGSDATUM **26 JUNIE 23h59!!!!!!**

SHUTTER CHATTER SOOS OP UITNODIGING

AV SLUITINGSDATUM 21 JUNIE 2022



Klubaand - TEMAS 2022 - Kamera/Selfoon/Tablet

- Junie - Enige monochrome
- Julie - Abstrak
- Augustus - Foto van 'n brug oor 'n rivier of stroompie
- September - Portret van 'n man of vrou (dink uit die boks)
- Oktober - Veldblomme
- November - Straatfotografie



Selfoonaand



- Junie - Vervoer
- Julie - Kosfotografie
- Augustus - Diere of mense se oë
- September - Bome
- Oktober - Blomme en vetplante
- November - Die vorm S (Kronkelpaaie)

VERJAARSDAGLYS VIR JUNIE

Veels geluk aan ons medefotograwe met hulle verjaarsdae.

- 17/6 Doreen Thomas
- 22/6 Tina Jonker
- 22/6 Annemarie Robertson
- 22/6 Johan van Rensburg





Ry laat die stof so staan is April se wenfoto

Gerhard Potgieter, 'n junior fotograaf se briljante foto genaamd Bull Run Car is een van Brandpunt Fotoklub se wenfoto's. Vir meer inligting besoek hul webwerf www.brandpuntfotoklub.bo.za

Photo: Gerhard Potgieter

GERHARD POTGIETER - Fotograaf - Veels geluk met hierdie foto wat die Alberton Rekord, Alberton se plaaslike koerant, gehaal het.



PSSA IMPALA LYS VIR DIE JAAR 2021/2022 - tot en met Nelspruit

NAAM	GRADERING	POSISIE	PSSA PUNTE	KLUB	Beweging op Posisie	Vorige Posisie
Amanda Gerber	6	493	7	BRANDPUNT	↑ 57	550
Salomie Lyons	5	407	11	BRANDPUNT	↘ - 6	401
Marinda van Heerden	4	403	11	BRANDPUNT	↘ - 6	397
Albertino Goncalves	5	383	11	BRANDPUNT	↘ - 3	380
Diane Goncalves	5	165	37	BRANDPUNT	↘ - 1	164
Hannes Bronkhorst	5	127	47	BRANDPUNT/BOKSBURG	↘ - 5	122
Michael Feistel	6	125	49	BRANDPUNT	↘ - 5	120
Karin van der Mescht	4	105	55	BRANDPUNT	↑ 6	111
Nick van der Mescht	4	86	65	BRANDPUNT	↑ 1	87
LEDE WAT ONDER ANDER KLUBS INSKRYF						
Gert de Beer		775	2	CENTURION CC	↓ - 27	748
Elsa van Dyk	9	254	22	HARTIES	↓ - 9	245
Judy Joubert	3	247	23	SSCC	↘ 6	253

KAMERAZ.COM
CAMERAWORLD.CO.ZA
PINTEREST.COM
NIKONSCHOOL.CO.ZA
TIK TOK
YOU TUBE
INSTAGRAM
PSSA



WINKELTJIE


Nikon 18 — 55mm R700

Nikon 55 — 200 mm R1000

Nikon 55 — 200 mm VR 1200

Totaal vir 3 lense - R2900

KONTAK TINA JONKER 076 914
6309



Daar is toerusting te koop - wil jy graag jou man
of vrou of kinders betrek by foto-
grafie, dan is dit nou die tyd.
Groot Winskopies!!!



Die totale aanbod is 'n absolute winskopie. Dit is skaars gebruik.

Nikon D3100, body , Kabel, battery laaier, Nikon battery, boks - R1800

Nikon lens 18-55mm af-p dx - R2500

TOTAAL - R4300

KONTAK AMANDA GERBER 083 285 6081.





**TE KOOP—MAAK JOU AANBOD (Diane
073 160 41730)**

FUJIFILM FINEPIX S KAMERA MET 'N SAK



Kry die familie om saam met jou fotos te begin neem.

Hier is die ideale kans.

Hierdie was 'n skenking aan BRANDPUNT.



LIGHT



Understand the subtleties of light when shooting street

Street photography is fast-paced, and it's a lot of fun. For some, it's even considered somewhat of a rite of passage in photography.

No posing, no props, no forced smiles. Only genuine portraits that capture the moment.

But, how do you make beautiful photos that capture the atmosphere and vitality of the street?

As with everything else in photography, you need to understand the subtleties of light.

What it comes down to is a better understanding of how certain types of light can affect your images. After all, there's no shortage of photo opportunities in the streets or when you're traveling.

You can use any light to your advantage.

Today, we'll look at some of the most common types of light you will likely encounter when you're out in the streets with your camera. Keep in mind; there is no "good" or "bad" light. All light can be used creatively.

Soft vs. Hard Light

You can recognize the type of light you're dealing with by looking at the shadows. Are they solid and contrasty? (hard light) Or do the shadows fade smoothly from dark to light? (soft light)

Soft light is often preferred when shooting portraits in the streets as it appears more flattering. Unless you're purposely going for a hard shadow on your subject's face (which is fine, use your creative discretion), you're usually better off with soft and diffused lighting.

Hard light can work incredibly well if you want to capture a strong shadow being cast by a building, for example.





Color Temperature & White Balance

While this isn't a type of light per se, color temperature plays a crucial role in photography, and street photography is no different.

When shooting in the street, it's not rare you will go from a shaded area straight to a bright and sunny street corner.

Unfortunately, your camera might not like this sudden change in color temperature. If you ever came home with some photos that have a weird color cast on them,

Take the time to set the correct white balance for the scene you're shooting. Auto-white balance can work well in a lot of situations, but setting a custom white balance setting can work much better.

Go into your camera menu and select Custom White Balance. Depending on your camera make and model the process might be a little different, but it usually involves finding something as close to white as you can find and taking a picture of it (a wall, a table, etc...)

Then you'll be able to set your custom white balance for that particular lighting situation — no more odd colors.

What the ... White Balance?



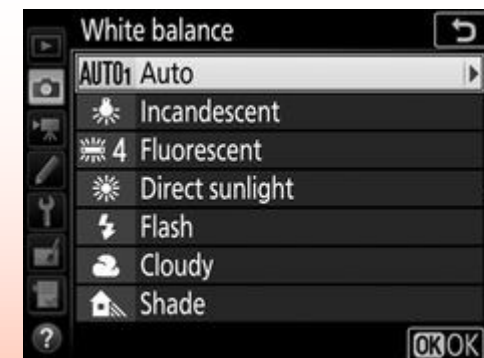
COLOR TEMPERATURES

Use these as a starting point when programming Kelvin white balance. Then fine-tune as needed.

OUTDOORS		INDOORS	
Shade under blue sky, no sun	9000		
Deep shade on a sunny day	8000		
Midday overcast	6500		
Haze/partial clouds	5500	Fluorescent: Daylight balance	
Direct sunlight mid-day	5000	Lightbulb: Daylight balance	
Direct sunlight early morning/late afternoon	4500		
Moonlight	4000	FLUORESCENT: Standard Tube	
	3500	Lightbulb: Cool white	
Sun at sunrise & sunset	3000	LIGHTBULB: Standard warm white	
Twilight	2500		
Campfire	2000	Candlelight	

www.jmpeltier.com

- AWB** AUTO
camera sets white balance
- DAYLIGHT
camera adds warm tones
- CLOUDY
camera adds warm tones
- SHADE
camera adds warm tones
- TUNGSTEN
camera adds cool tones
- FLUORESCENT
camera adds warm (red) tones
- FLASH
camera adds warm tones
- CUSTOM
photographer sets white balance



Street Photography

